



ole

Emmessar Biotech & Nutrition Ltd.

29, Kamer Building, 4th floor, 38, Cawasji Patel Street, Fort, Mumbai – 400 001

Tel: 66356209 Fax: 66370190 Email: contact@ebnl.co.in Site: www.ebnl.co.in

Investors Grievance Email: investors@ebnl.co.in

EBN/2011/S-1970

July 14, 2011

Neha Gada, Manager
Department of Corporate Services
Bombay Stock Exchange Limited
P.J. Towers, 25th floor
Dalal Street, Mumbai – 400 001.
Email: corp.relations@bseindia.com

Dear Madam,


Ref: Company Code No. 524768
Sub: Submission of Shareholding Pattern.


Please find enclosed herewith the Shareholding Pattern, as per Clause 35 of the Listing Agreement, alongwith the information of the “Others Category” and New Clause 35 Report, giving the details of Outstanding Convertible Securities and Warrants, for the quarter ended June 30, 2011. We have sent the soft copy of the same by email.

Kindly acknowledge the receipt for the same.

Thanking you,

Yours faithfully,
For Emmessar Biotech & Nutrition Ltd


Compliance Officer
Encl: As above.



(I)(a) Statement showing Shareholding Pattern

Name of the Company: EMESSAR BIOTECH & NUTRITION LTD			
Scrip Code, Name of the scrip, class of security: 524768 Emmessa "B"			
Quarter ended: 30.06.2011			
Partly paid-up shares:-			
	No. of partly paid-up shares	As a % of total no. of partly paid-up shares	As a % of total no. of shares of the company
Held by promoter/promoter group	0	#DIV/0!	0
Held by public	0	#DIV/0!	0
Total - D	0	#DIV/0!	0
Outstanding convertible securities:- No. of outstanding securities			
	No. of outstanding securities	As a % of total no. of outstanding convertible securities	As a % of total no. of shares of the company, assuming full conversion of the convertible securities
Held by promoter/promoter group	0	#DIV/0!	0
Held by public	0	#DIV/0!	0
Total - E	0	#DIV/0!	0
Warrants:-			
	No. of warrants	As a % of total no. of warrants	As a % of total no. of shares of the company, assuming full conversion of warrants
Held by promoter/promoter group	0	#DIV/0!	0
Held by public	0	#DIV/0!	0
Total - F	0	#DIV/0!	0
Total paid-up capital of the company, assuming full conversion of warrants and convertible securities (Grand Total (A+B+C)+ D+E+F)		4996100	100




Table 1(a)

Category code	Category of Shareholder	Number of Shareholders	Total number of shares	Number of shares held in dematerialized form	Total shareholding as a percentage of total number of shares		Shares Pledged or otherwise encumbered	
					As a percentage of(A+B) ¹	As a percentage of (A+B+C)	Number of shares	As a percentage
(I)	(II)	(III)	(IV)	(V)	(VI)	(VII)	(VIII)	(IX)=(VIII)/(IV)*100
(A)	Shareholding of Promoter and Promoter Group²							
1	Indian							
(a)	Individuals/ Hindu Undivided Family							
		1	220524	220524	4.41	4.41	0	0.00
(b)	Central Government/ State Government(s)	0	0	0	0.00	0.00	0	#DIV/0!
(c)	Bodies Corporate	4	1506035	1505835	30.14	30.14	0	0.00
(d)	Financial Institutions/ Banks	0	0	0	0.00	0.00	0	#DIV/0!
(e)	Any Others(Specify)				0.00	0.00		#DIV/0!
(e-i)	Other Directors, Relatives & Friends	22	857583	777365	17.17	17.17	0	0.00
(e-ii)					0.00	0.00		#DIV/0!
	Sub Total(A)(1)	27	2584142	2503724	51.72	51.72	0	0.00
2	Foreign							
a	Individuals (Non-Residents Individuals/ Foreign Individuals)	0	0	0	0.00	0.00	0	#DIV/0!
b	Bodies Corporate	0	0	0	0.00	0.00	0	#DIV/0!
c	Institutions	0	0	0	0.00	0.00	0	#DIV/0!
d	Any Others(Specify)	0	0	0	0.00	0.00	0	#DIV/0!
d-i					0.00	0.00		#DIV/0!
d-ii					0.00	0.00		#DIV/0!
	Sub Total(A)(2)	0	0	0	0.00	0.00	0	#DIV/0!
	Total Shareholding of Promoter and	27	2584142	2503724	51.72	51.72	0	0.00
(B)	Public shareholding							
1	Institutions							
(a)	Mutual Funds/ UTI	2	2600	0	0.05	0.05	0	0.00
(b)	Financial Institutions / Banks	2	7200	0	0.14	0.14	0	0.00
(c)	Central Government/ State Government(s)	0	0	0	0.00	0.00	0	0.00
(d)	Venture Capital Funds	0	0	0	0.00	0.00	0	0.00
(e)	Insurance Companies	0	0	0	0.00	0.00	0	0.00
(f)	Foreign Institutional Investors	0	0	0	0.00	0.00	0	0.00
(g)	Foreign Venture Capital Investors	0	0	0	0.00	0.00	0	0.00
(h)	Any Other (specify)	0	0	0	0.00	0.00	0	0.00
(h-i)					0.00	0.00		
(h-ii)					0.00	0.00		
	Sub-Total (B)(1)	4	9800	0	0.20	0.20		
B 2	Non-institutions							
(a)	Bodies Corporate	59	81505	66005	1.63	1.63	0	0.00
(b)	Individuals				0.00	0.00		
I	Individuals -i. Individual shareholders holding nominal share capital up to Rs 1 lakh	6233	1866282	1080312	37.35	37.35	0	0.00
II	ii. Individual shareholders holding nominal share capital in excess of Rs. 1 lakh.	22	436167	407167	8.73	8.73	0	0.00
(c)	Any Other (specify)				0.00	0.00		
(c-i)	NRI [Repat]	4	4150	3450	0.08	0.08	0	0.00
(c-ii)	NRI[Non-Repat]	4	8800	5500	0.18	0.18	0	0.00
(c-iii)	Clearing Members	8	5254	5254	0.11	0.11	0	0.00
	Sub-Total (B)(2)	6330	2402158	1567688	48.08	48.08	0	0.00
(B)	Total Public Shareholding (B)= (B)(1)+(B)(2)	6334	2411958	1567688	48.28	48.28	0	0.00
	TOTAL (A)+(B)	6361	4996100	4071412	100.00	100.00		
(C)	Shares held by Custodians and against which Depository Receipts have been issued							
1	Promoter and Promoter Group					0.00	0	#DIV/0!
2	Public					0.00	0	0

Sr.No	Notes
1	Total Foreign Holdings = 12950 shares = 0.26%
2	
3	
4	
5	
6	
7	
8	
9	




(I)(b) Statement showing Shareholding of persons belonging to the category
"Promoter and Promoter Group"

Sr. No.	Name of the shareholder	Total shares held		Shares pledged or otherwise encumbered		
		Number of shares	As a % of grand total (A)+(B)+(C)	Number	As a percentage	As a % of grand total (A)+(B)+(C) of sub-clause (I)(a)
(I)	(II)	(III)	(IV)	(V)	(VI)=(V)/(III)*100	(VII)
1	M.S. Raghavan	220524	4.41	0	0.00	0.00
2	Emmessar Technologies Limited	713226	14.28	0	0.00	0.00
3	Rajalakshmi Raghavan	170413	3.41	0	0.00	0.00
4	Vasudevan Raghavan	3500	0.07	0	0.00	0.00
5	Vijay Agrawal	71892	1.44	0	0.00	0.00
6	Arvind M. Shah	66300	1.33	0	0.00	0.00
7	Manoj M. Shah	6600	0.13	0	0.00	0.00
8	Amu Investment & Finance Pvt Ltd	260000	5.20	0	0.00	0.00
9	Amu Shares & Securities Ltd	4809	0.10	0	0.00	0.00
10	Manar Leasing & Investment Pvt Ltd	528000	10.57	0	0.00	0.00
11	Prabha Agrawal	14500	0.29	0	0.00	0.00
12	Heena M. Shah	250000	5.00	0	0.00	0.00
13	Ratanbai M. Shah	65000	1.30	0	0.00	0.00
14	Arvind M. Shah - H.U.F.	55200	1.10	0	0.00	0.00
15	Manoj M. Shah - H.U.F.	9800	0.20	0	0.00	0.00
16	Aman Manoj Shah	18000	0.36	0	0.00	0.00
17	Bhavik Arvind Shah	45500	0.91	0	0.00	0.00
18	A.V. Vardharajan	7500	0.15	0	0.00	0.00
19	M. Srirangarajan	1713	0.03	0	0.00	0.00
20	T.A.V. Krishna Mohan	5000	0.10	0	0.00	0.00
21	M. Vijay Kumar	5000	0.10	0	0.00	0.00
22	Vijaya Sarangan	5026	0.10	0	0.00	0.00
23	M. Parthasarathy	13	0.00	0	0.00	0.00
24	P. Vijayalakshmi	13	0.00	0	0.00	0.00
25	S. Raman	13	0.00	0	0.00	0.00
26	Jyothi Satyanarayana Malla	38100	0.76	0	0.00	0.00
27	Satyanarayana Malla	18500	0.37	0	0.00	0.00
TOTAL		2584142	51.72	0	0.00	0.00




(I)(c) Statement showing Shareholding of persons belonging to the category
“Public” and holding more than 1% of the total number of shares

Sr. No.	Name of the shareholder	Number of shares	Shares as a percentage of total number of shares {i.e., Grand Total (A)+(B)+(C) indicated in Statement at para (I)(a) above}
1	Gopal Ramourti	55684	1.11
2			0.00
3			0.00
4			0.00
5			0.00
6			0.00
7			0.00
8			0.00
9			0.00
10			0.00
TOTAL		55684	1.11



(I)(d) Statement showing details of locked-in shares

Sr. No.	Name of the shareholder	Number of locked-in shares	Locked-in shares as a percentage of total number of shares {i.e., Grand Total (A)+(B)+(C) indicated in Statement at para (I)(a) above}
1			0.00
2			0.00
3			0.00
4			0.00
5	NIL	0	0.00
6			0.00
7			0.00
8			0.00
9			0.00
TOTAL		0	0.00



(II)(a) Statement showing details of Depository Receipts (DPs)

Sr. No.	Type of outstanding DR (ADRs, GDRs, SDRs, etc.)	Number of outstanding DRs	Number of shares underlying outstanding DRs	Shares underlying outstanding DRs as a percentage of total number of shares {i.e., Grand Total (A)+(B)+(C) indicated in Statement at para (I)(a) above}
1				0.00
2				0.00
3				0.00
4				0.00
5	NIL	0	0	0.00
6				0.00
7				0.00
8				0.00
9				0.00
TOTAL		0	0	0.00



Emmessar Biotech & Nutrition Ltd

List of Categories for Any Others

Quarter End: June 2011

Given below are the sub categories reported under
Any Other category under each main head.

Promoter & Promoter Group Holdings		No. of Shares
Indian Promoters		
A1e	Directors & their Relatives	857583
A1e	Societies	0
A1e	Partnership Firms	0
A1e	Reserve Bank of India	0
A1e	Employees Welfare Fund	0
A1e	ESOP / ESOS	0
A1e	Trusts	0
Foreign Promoters		
A2d	Directors & their Relatives	0
A2d	Societies	0
A2d	Partnership Firms	0
A2d	Employees Welfare Fund	0
A2d	Trusts	0
A2d	ESOP / ESOS	0
Public Holdings		
Institutions		
B1h	Foreign Financial Institutions	0
B1h	Foreign Mutual Fund	0
B1h	Foreign Financial Institutions / Banks	0
B1h	Stressed Assets Stabilisation Fund	0
B1h	State Finance Corporation	0
Non Institutions		
B2c	Trusts	0
B2c	Directors & their Relatives	0
B2c	Foreign Nationals	0
B2c	Escrow Account	0
B2c	Market Maker	0
B2c	Non Resident Indians	12950
B2c	Overseas Corporate Bodies	0
B2c	Societies	0
B2c	Clearing Members	5254
B2c	Shares in transit	0
B2c	Hindu Undivided Families	0
B2c	NRIs/OCBs	0
B2c	Foreign Corporate Bodies	0
B2c	Partnership Firms	0
B2c	Custodian of Enemy Property	0
B2c	Foreign Collaborators	0
B2c	ESOP/ESOS/ESPS	0

